

## Use this Selection Guide for help choosing LED Lighting


In choosing the best LED Lighting for your application, there are several factors to consider:

1. What is the primary intended use of the lighting?
  - Is it for task lighting to illuminate a work area?
  - Is it for accent lighting to illuminate a specific spot or object?
  - Is it for general lighting or general ambient lighting?
  - Is it to increase safety?
2. What space is available for mounting the lighting?
3. Is it your intention to hide the light so that it's not visible?
4. What is the impact of the color and reflectivity of surrounding surfaces (backsplash, cabinets, countertop, paint) in choosing Kelvin temperature of the fixture?
5. What is the availability of electricity, and are there any obstructions in running power to the lighting?
6. Do you plan to switch lights on/off only, or do you prefer dimming options?
7. Where do you want to locate a switch or dimmer, and do you want one or multiple controls?
8. Are you interested in a combined light and receptacle fixture?
  - Mounted under cabinet against the backsplash, the Lighted Power Strip provides task lighting for the countertop, with built-in outlets for appliances, switches for garbage disposal and lights. Your backsplash remains clean and uninterrupted by outlets and switches.
9. What is the set budget for LED lighting?

**Need help with product selection advice on any of the above?**  
**Contact our Design Services and Technical Support team at 866-848-9094 or**  
**e-mail [DesignAndSupport@TaskLighting.com](mailto:DesignAndSupport@TaskLighting.com)**

# Selecting Lighting

## Face frame under cabinet

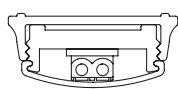


Light mounts at front of cabinet

### Strip Light Fixture

sempriaLED SG9 Series page 92

- Higher light output
- Premium fixture for under cabinet – mount at front of cabinet
- WireWay available in multiple colors



Section View



SG9-18ND6-BK-F30

### Mini Strip Light Fixture

sempriaLED F Series page 94

- High or medium light output
- Mini profile, easy to hide fixture
- Mount at front of cabinet



Section View

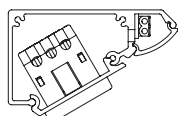


SF9Q-12ND4-F30

### Lighted Power Strip Fixture

LPS RM Series page 32 & LPS DV Series page 30

- High and Higher light output
- Mount at the back of the cabinet



Section View



LP18HR9ND8BZ30



LP18QD4ND8BZ30

### LED Tape Light

illumLED TandemLED Series page 42

- Tunable white light output
- 88 diodes per foot
- Aluminum housing available



Section View



L-T600-16-MW

### LED Tape Light

illumLED Rage Series page 58

- Higher light output
- 18 diodes per foot
- Aluminum housing available



Section View




L-RGMW300-16-30

### LED Tape Light

illumLED Vivid Series page 60

- High light output
- 36 diodes per foot
- Aluminum housing available



Section View




L-VMW600-16-30

### LED Puck Light

illumLED Pearl Series page 80

- Medium light output
- Includes three lenses



Section View




L-PS-FR-3BK-30

### LED Puck Light

illumLED Vivid Ultra Thin Series page 82

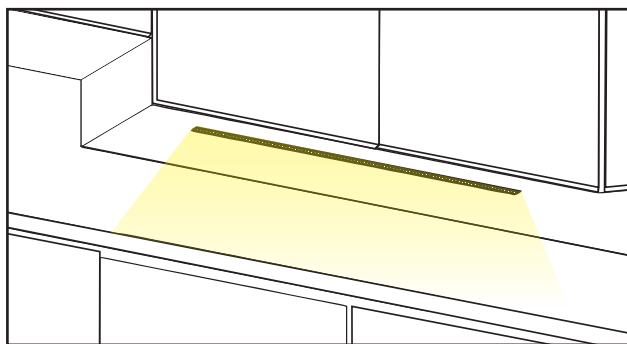
- Medium light output
- Surface Mount Only



Section View



L-PS-FR-3BA-30



Light mounts at front of cabinet


When lighting your kitchen, use under cabinet lighting to complement your overhead lighting and eliminate body shadows on the work surface. The lighting provides focused illumination for the countertop and highlights your backsplash.

For frameless cabinetry, use a light rail moulding to hide the strip light fixture or use recessed puck lights, recessed strip light fixtures, or recessed tape light housing for flush mount installations.

### Recessed Strip Light Fixture

sempriaLED R Series page 100

- High or higher light output
- Flush installation - mount at front cabinet



Section View



SR9Q-14ND4-30 or  
SR9H-14ND6-30

### LED Tape Light

illumLED TandemLED Series page 42

- Tunable white light output
- 88 diodes per foot
- Aluminum housing available



Section View



L-T600-16-MW

### LED Tape Light

illumLED Rage Series page 58

- Higher light output
- 18 diodes per foot
- Aluminum housing available



Section View



L-RGMW300-16-30

### LED Tape Light

illumLED Vivid Series page 60

- High light output
- 36 diodes per foot
- Aluminum housing available



Section View




L-VMW600-16-30

### LED Puck Light

illumLED Pearl Series page 80

- Medium light output
- Includes three lenses
- Recess or Surface Mount



Section View




L-PS-FR-3BK-30

### LED Puck Light

illumLED Vivid Ultra Thin Series page 82

- Medium light output
- Surface Mount Only



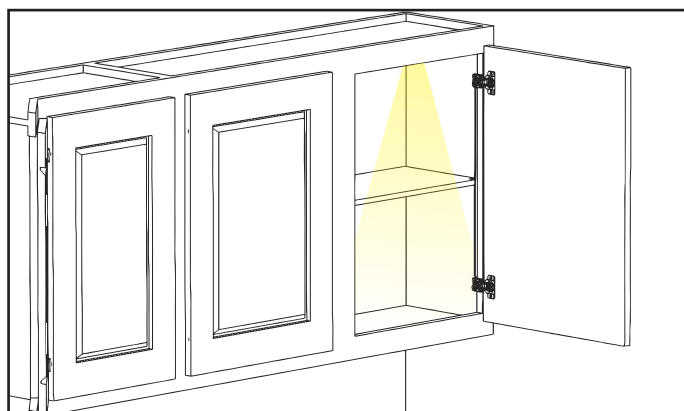
Section View



L-PS-FR-3BA-30

# Selecting Lighting

## Face frame interior cabinet –glass shelves



Mount in middle or front of cabinet

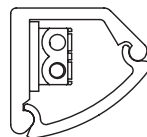
Puck lights provide a dramatic focus of lighting through the interior of a cabinet and can be surface mounted or recessed into the ceiling of the cabinet.

Install strip light fixtures or tape lighting horizontally at the top of the cabinet for a wash of light or vertically behind the face frame for more even lighting throughout.

### Angled Strip Light Fixture

sempriaLED S Series page 98

- Medium light output
- Mount horizontally or vertically



Section View



SS9E-18ND6-F30

### Mini Angled Strip Light Fixture

sempriaLED A Series page 96

- Medium light output
- Mount vertically in corner behind face frame



Section View



SA9E-12ND4-F30

### LED Tape Light

illumLED TandemLED Series page 42

- Tunable white light output
- 88 diodes per foot
- Aluminum housing available



Section View




L-T600-16-MW

### LED Tape Light

illumLED Radiance Series page 62

- Medium light output
- 18 diodes per foot
- Mount vertically behind face frame
- Aluminum housing available



Section View



L-RMW300-16-30

### LED Tape Light

illumLED Drizzle Series page 64

- Lower light output
- 9 diodes per foot
- Mount vertically behind face frame
- Aluminum housing available



Section View



L-DMW150-16-30

### LED Puck Light

illumLED Pearl Series page 80

- Medium light output
- Includes three lenses
- Surface Mount



Section View



L-PS-FR-3BK-30

### LED Puck Light

illumLED Vivid Ultra Thin Series page 82

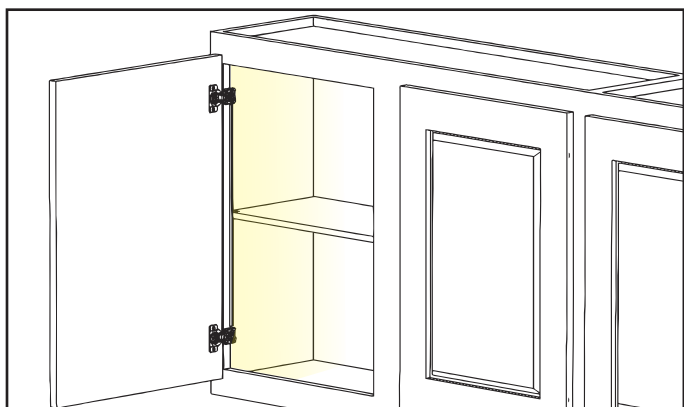
- Medium light output
- Surface Mount Only



Section View



L-PS-FR-3BA-30



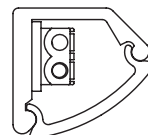
Mount vertically between hinges

For cabinets with wood shelves, mount fixtures vertically behind the face frame for even lighting top to bottom throughout the cabinet. Alternatively, install strip light fixtures or tape lighting horizontally at the ceiling and under each shelf in the cabinet.

### Angled Strip Light Fixture

sempriaLED S Series page 98

- Medium light output
- Mount horizontally or vertically



Section View



SS9E-18ND6-F30

### Mini Angled Strip Light Fixture

sempriaLED A Series page 96

- Medium light output
- Mount vertically in corner behind face frame



Section View



SA9E-12ND4-F30

### LED Tape Light

illumLED Vivid Series page 60

- High light output
- 36 diodes per foot
- Aluminum housing available



Section View



L-VMW600-16-30

### LED Tape Light

illumLED Radiance Series page 62

- Medium light output
- 18 diodes per foot
- Mount vertically behind face frame
- Aluminum housing available



Section View



L-RMW300-16-30

### LED Tape Light

illumLED Drizzle Series page 64

- Lower light output
- 9 diodes per foot
- Mount vertically behind face frame
- Aluminum housing available



Section View



L-DMW150-16-30

### LED Puck Light

illumLED Pearl Series page 80

- Medium light output
- Includes three lenses
- Surface Mount



Section View




L-PS-FR-3BK-30

### LED Puck Light

illumLED Vivid Ultra Thin Series page 82

- Medium light output
- Surface Mount Only



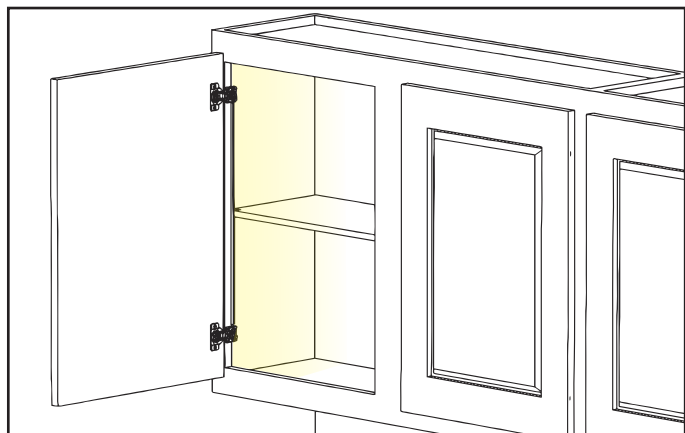
Section View



L-PS-FR-3BA-30

# Selecting Lighting

## Frameless interior



Mount vertically between hinges


Mount tape lighting vertically along the cabinet wall, avoiding hinges and shelf pin holes. Alternatively, install strip light fixtures or tape lighting horizontally at the top of the cabinet and under any wood shelves.

For glass shelves, recess or surface mount puck lights at the top of the cabinet.

### Recessed Strip Light Fixture

sempriaLED R Series page 100

- High light output
- Flush installation - mount along inside of cabinet



Section View



SH9Q-14ND4-F30

### LED Tape Light

illumLED Vivid Series page 60

- High light output
- 36 diodes per foot
- Aluminum housing available



Section View



L-VMW600-16-30

### LED Tape Light

illumLED Radiance Series page 62

- Medium light output
- 18 diodes per foot
- Aluminum housing available



Section View



L-RMW300-16-30

### LED Tape Light

illumLED Drizzle Series page 64

- Lower light output
- 9 diodes per foot
- Aluminum housing available



Section View




L-DMW150-16-30

### LED Puck Light

illumLED Pearl Series page 80

- Medium light output
- Includes three lenses
- Recess or Surface Mount



Section View




L-PS-FR-3BK-30

### LED Puck Light

illumLED Vivid Ultra Thin Series page 82


- Medium light output
- Surface Mount Only



Section View



L-PS-FR-3BA-30



Use above cabinet lighting to feature collectible displays, highlight vaulted ceilings or other architectural features, and to add depth and ambience to a room.

### Mini Strip Light Fixture

sempriaLED F Series page 94

- Medium light output
- Install on top at front of frame



Section View



SF9E-12ND4-F30

### LED Tape Light

illumLED Vivid Series page 60

- High light output
- 36 diodes per foot
- Aluminum housing available



Section View



L-VMW600-16-30

### LED Tape Light

illumLED Radiance Series page 62

- Medium light output
- 18 diodes per foot
- Aluminum housing available



Section View



L-RMW300-16-30

### LED Tape Light

illumLED Drizzle Series page 64

- Lower light output
- 9 diodes per foot
- Aluminum housing available



Section View




L-DMW150-16-30

### RGB Multi-Color Tape Light

illumLED RGB Series page 68

- Install for multi-color effect or select color effect
- 18 diodes per foot
- Aluminum housing available



Section View



L-RGB-M300-16

### LED Tape Light

illumLED TandemLED Series page 42

- Tunable white light output
- 88 diodes per foot
- Aluminum housing available



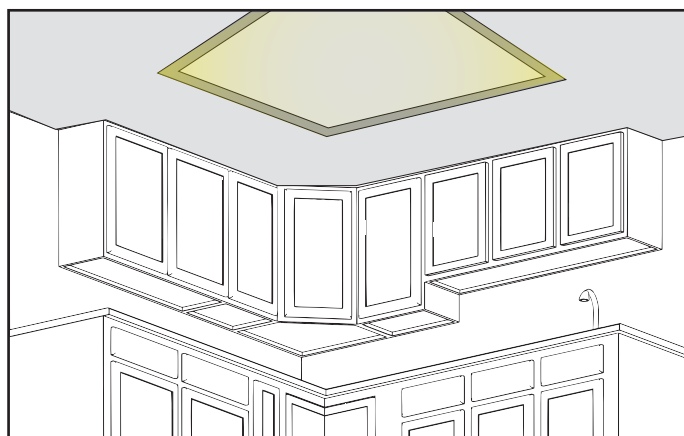
Section View



L-T600-16-MW



# Selecting Lighting Cove



Light mounts inside the cove molding

Mount tape lighting or strip lighting fixtures inside cove molding to add ambiance to a room, from subtle to dramatic. Create a warm and cozy look for romantic evening settings.

## Mini Strip Light Fixture

sempriaLED F Series page 94

- Medium light output
- Provides up to 75 watts of seamless light



Section View



SF9E-12ND4-F30

## LED Tape Light

illumLED Vivid Series page 60

- High light output
- 36 diodes per foot
- Aluminum housing available



Section View



L-VMW600-16-30

## LED Tape Light

illumLED Radiance Series page 62

- Medium light output
- 18 diodes per foot
- Aluminum housing available



Section View



L-RMW300-16-30

## RGB Multi-Color Tape Light

illumLED RGB Series page 68



- Install for multi-color effect or select color effect
- 18 diodes per foot
- Aluminum housing available



Section View



L-RGB-M300-16

## LED Tape Light

illumLED TandemLED Series page 42

- Tunable white light output
- 88 diodes per foot
- Aluminum housing available

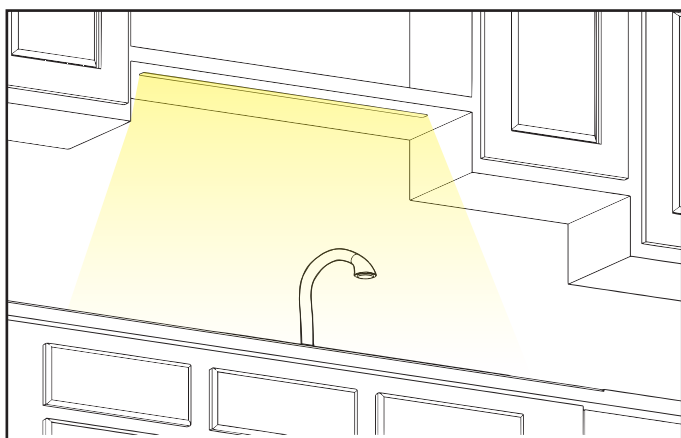


Section View



L-T600-16-MW





Light mounts at front of flyover

Use a light fixture over your sink to illuminate the work area and reduce eye strain.

Puck lights are unobtrusive.

Strip light fixtures can be surface-mounted, or recessed and completely hidden.

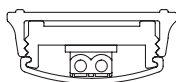
If there is already 120V power above the sink, such as when replacing a fluorescent light, the 120V bar light is a direct replacement.

Tape lighting is also unobtrusive.

## Strip Light Fixture

sempriaLED SG9 Series page 92

- Higher light output
- Premium fixture for over sink – mount at front



Section View



SG9-18ND6-BK-F30

## Recessed Strip Light Fixture

sempriaLED R Series page 126

- High or higher light output
- Recess into fly over panels or cabinets elevated up to 24"



Section View

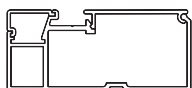


SR9Q-14ND4-F30 or  
SR9H-14ND6-F30

## LED Bar Light

sempriaLED Bar Light Series page 104

- Higher light output
- Premium fixture for over sink – mount at front



Section View



L-RGMW300-16-30

## LED Tape Light

illumLED Vivid Series page 60

- High light output
- 36 diodes per foot
- Recessed aluminum housing available



Section View



L-VMW600-16-30

## LED Tape Light

illumLED TandemLED Series page 42

- Tunable white light output
- 88 diodes per foot
- Aluminum housing available



Section View




L-T600-16-MW

## LED Puck Light

illumLED Pearl Series page 80

- Medium light output
- Includes two lenses

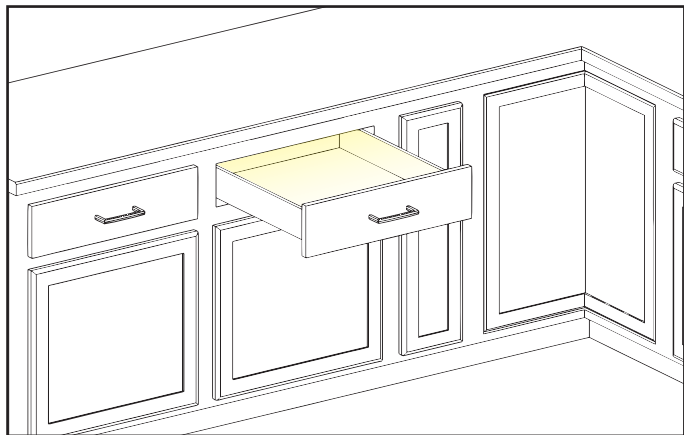


Section View



L-PS-FR-3BK-30

# Selecting Lighting Drawer



Mount lighting at front of cabinet above drawer

Use lighting inside a drawer to brighten back corners where items get lost. Use with a proximity sensor for immediate illumination when the drawer is opened.

## Mini Strip Light Fixture

sempriaLED F Series page 94

- Medium light output
- Mount to extended countertop overhang



Section View



SF9E-12ND4-F30

## LED Tape Light

illumLED Side View Series page 66

- Medium light output
- 18 diodes per foot
- Mount in drawer behind face frame



Section View



L-SV300-16-40

## Mini Angled Strip Light Fixture

sempriaLED A Series page 96

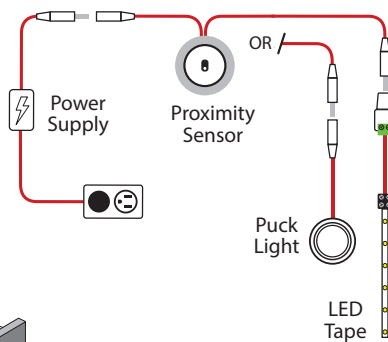
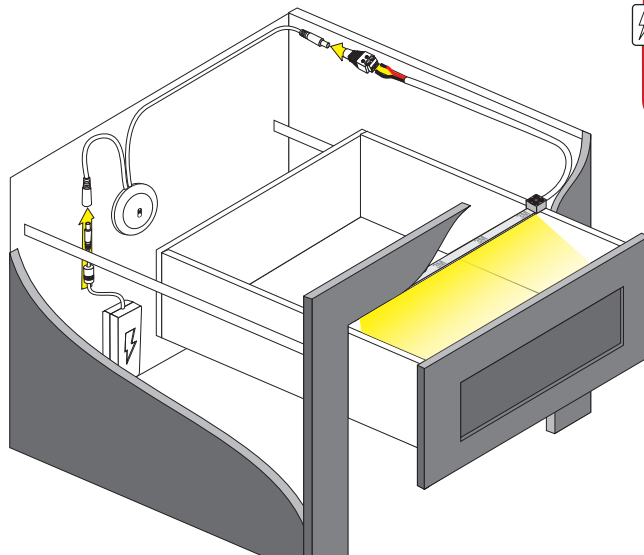
- Medium light output
- Mount vertically in corner behind face frame



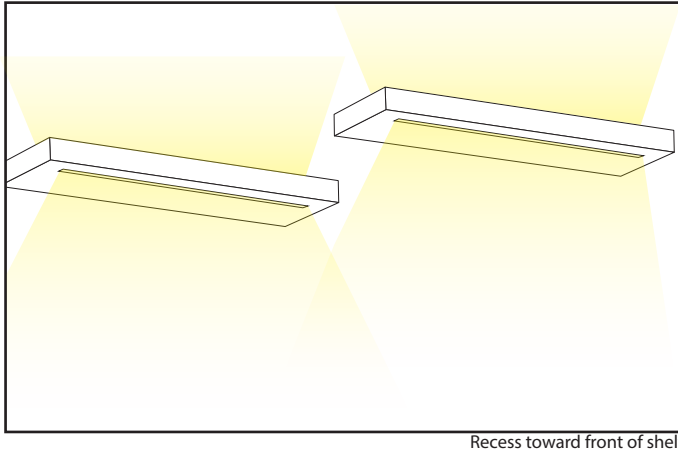
Section View



SA9E-12ND4-F30



Example using T-PSS-60W-IR  
Proximity Switch




Recess toward front of shelf

### Recessed Strip Light Fixture

sempriaLED R Series page 100

- Medium, High, or Higher light output – based on shelf application
- Mount in top or bottom of shelf



Section View



SR9Q-8ND2-F30

### LED Tape Light

illumLED Vivid Series page 60

- High light output – recommended in recess housing
- 36 diodes per foot
- Recessed aluminum housing available



Section View




L-VMW600-16-30

### LED Tape Light

illumLED Radiance Series page 62

- Medium light output
- 18 diodes per foot
- Recessed aluminum housing available



Section View



L-RMW300-16-30

### RGB Multi-Color Tape Light

illumLED RGB Series page 68



- Install for multi-color effect or select color effect
- 18 diodes per foot
- Recessed aluminum housing available



Section View




L-RGB-M300-16

### LED Puck Light

illumLED Pearl Series page 80

- Medium light output
- Includes two lenses
- Recess or Surface Mount



Section View




L-PS-FR-3BK-30

### LED Puck Light

illumLED Vivid Ultra Thin Series page 82

- Medium light output
- Surface Mount Only



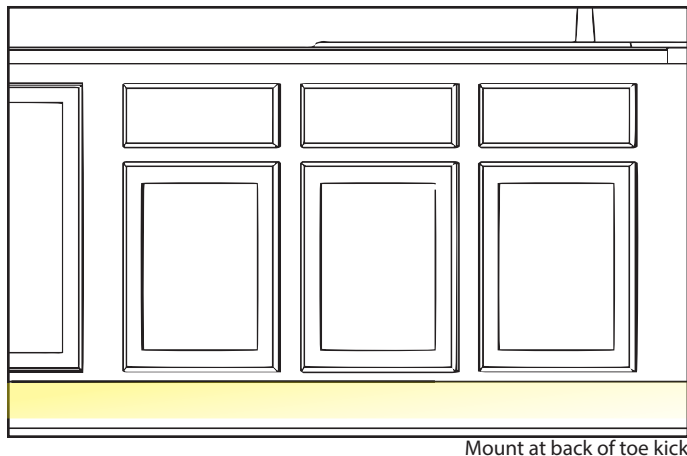
Section View



L-PS-FR-3BA-30

# Selecting Lighting

## Toe kick



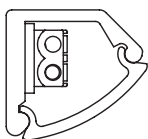
Mount at back of toe kick

Add low-level lighting to the toe kick in a kitchen or bathroom to leave on as a soft glow at nighttime, or to provide dramatic accent lighting in a design.

### Angled Strip Light Fixture

sempriaLED S Series page 98

- Medium light output
- Mount at front of cabinet with light focused toward back wall



Section View



SS9E-18ND6-F30

### Mini Angled Strip Light Fixture

sempriaLED A Series page 96

- Medium light output
- Mount vertically in corner behind face frame



Section View




SA9E-12ND4-F30

### LED Tape Light

illumLED Radiance Series page 62

- Medium light output
- 18 diodes per foot
- Aluminum housing available



Section View



L-RMW300-16-30

### LED Tape Light

illumLED Drizzle Series page 64

- Low light output
- 9 diodes per foot
- Aluminum housing available



Section View



L-DMW150-16-30

### RGB Multi-Color Tape Light

illumLED RGB Series page 68

- Install for multi-color effect or select color effect
- 18 diodes per foot
- Aluminum housing available



RGB



Section View



L-RGB-M300-16

### LED Tape Light

illumLED TandemLED Series page 42

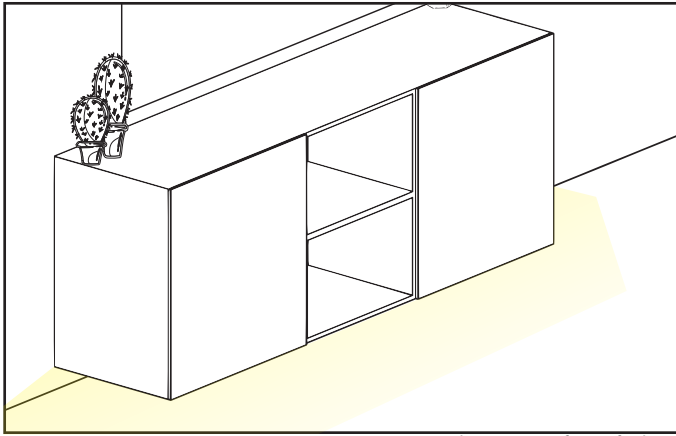
- Tunable white light output
- 88 diodes per foot
- Aluminum housing available



Section View



L-T600-16-MW



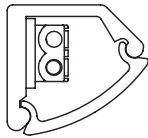
Light mounts at front of cabinet

Add low-level lighting under floating cabinets for a soft, sophisticated glow, perfect for a spa-like feel in the bathroom, or a nighttime safety feature when used with a motion sensor.

### Angled Strip Light Fixture

sempriaLED S Series page 98

- Medium light output
- Mount at front of cabinet with light focused toward back wall



Section View



SS9E-18ND6-F30

### Mini Angled Strip Light Fixture

sempriaLED A Series page 96

- Medium light output
- Mount vertically in corner behind face frame



Section View



SA9E-12ND4-F30

### LED Tape Light

illumLED Radiance Series page 62

- Medium light output
- 18 diodes per foot
- Aluminum housing available



Section View



L-RMW300-16-30

### LED Tape Light

illumLED Drizzle Series page 64

- Low light output
- 9 diodes per foot
- Aluminum housing available



Section View



L-DMW150-16-30

### RGB Multi-Color Tape Light

illumLED RGB Series page 68

- Install for multi-color effect or select color effect
- 18 diodes per foot
- Aluminum housing available



RGB



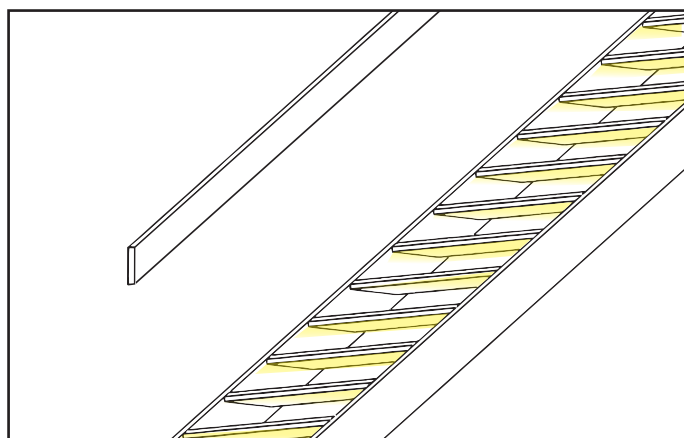
Section View



L-RGB-M300-16

# Selecting Lighting

## Stair steps



Lighting mounts at front of step

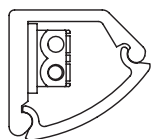
Tuck lighting directly under or behind the overhang trim of a stair tread for increased safety at night.

Add sensor switches for hands-free convenience.

### Angled Strip Light Fixture

sempriaLED S Series page 98

- Medium light output
- Install under nosing



Section View



SS9E-18ND6-F30

### Mini Angled Strip Light Fixture

sempriaLED A Series page 96

- Medium light output
- Mini profile, install under nosing



Section View




SA9E-12ND4-F30

### LED Tape Light

illumLED Radiance Series page 62

- Medium light output
- 18 diodes per foot
- Aluminum housing available



Section View



L-RMW300-16-30

### LED Tape Light

illumLED Drizzle Series page 64

- Low light output
- 9 diodes per foot
- Aluminum housing available



Section View



L-DMW150-16-30

### RGB Multi-Color Tape Light

illumLED RGB Series page 68

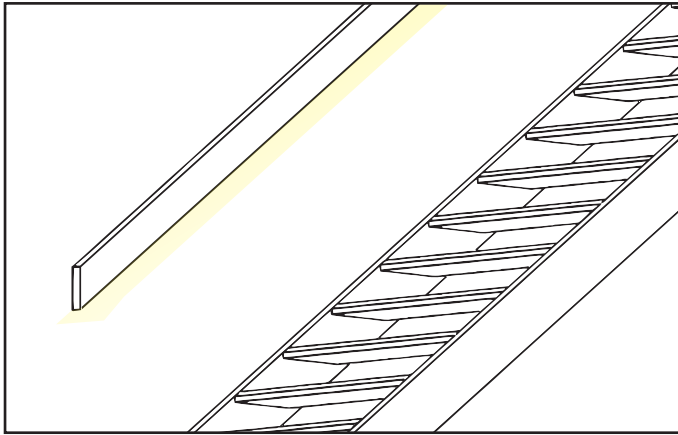
- Install for multi-color effect or select color effect
- 18 diodes per foot
- Aluminum housing available



Section View



L-RGB-M300-16



Light mounts directly beneath stair railing

### Mini Strip Light Fixture

sempriaLED F Series page 94

- Medium light output
- Install in routed channel under rail



Section View



SF9E-12ND4-F30

### LED Tape Light

illumLED Radiance Series page 62

- Medium light output
- 18 diodes per foot
- Aluminum housing available



Section View



L-RMW300-16-30

### LED Tape Light

illumLED Drizzle Series page 64

- Low light output
- 9 diodes per foot
- Aluminum housing available



Section View



L-DMW150-16-30

### RGB Multi-Color Tape Light

illumLED RGB Series page 68

- Install for multi-color effect or select color effect
- 18 diodes per foot
- Aluminum housing available



Section View

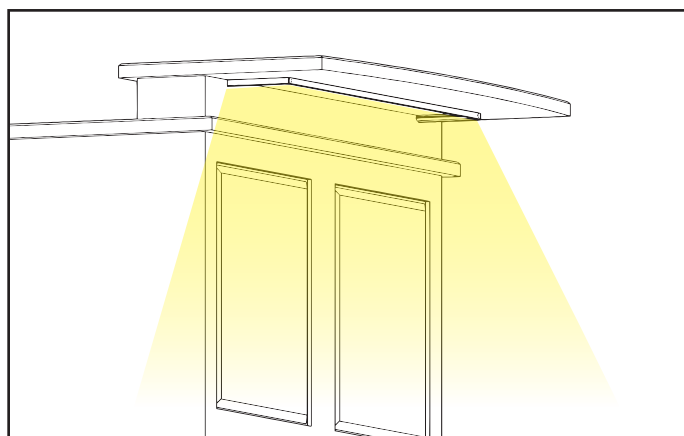


L-RGB-M300-16



# Selecting Lighting

## Island bar peninsula



Light mounts beneath overhang

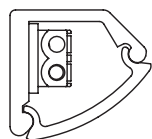
Lighting mounted underneath an island countertop or peninsula countertop brings out the inviting color and texture of the base cabinet finish and draws attention to corbels or other architectural supports.

Install beneath the overhang on a raised island countertop to provide light for the work surface.

### Angled Strip Light Fixture

sempriaLED S Series page 98

- Medium light output
- Mount in middle of counter to throw light to back wall



Section View



SS9E-18ND6-F30

### Mini Strip Light Fixture

sempriaLED F Series page 94

- Medium light output
- Install at back of countertop to wash knee wall



Section View



SF9E-12ND4-F30

### LED Tape Light

illumLED TandemLED Series page 42

- Tunable white light output
- 88 diodes per foot
- Aluminum housing available



Section View



L-T600-16-MW

### LED Tape Light

illumLED Vivid Series page 60

- High light output
- 36 diodes per foot
- Aluminum housing available



Section View




L-VMW600-16-30

### LED Tape Light

illumLED Radiance Series page 62

- Medium light output
- 18 diodes per foot
- Aluminum housing available



Section View



L-RMW300-16-30

### RGB Multi-Color Tape Light

illumLED RGB Series page 68

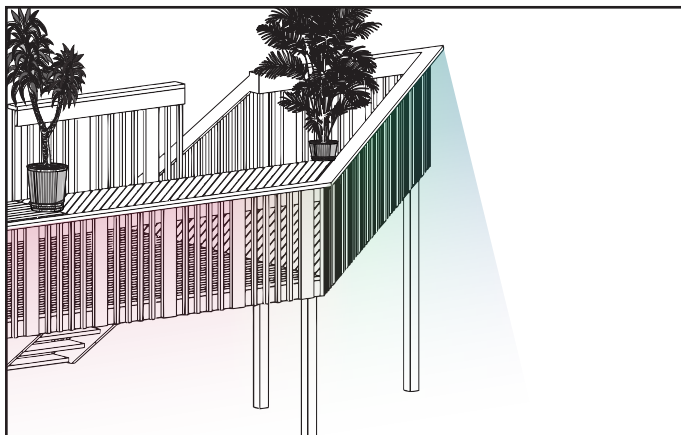
- Install for multi-color effect or select color effect
- 18 diodes per foot
- Aluminum housing available



Section View



L-RGB-M300-16




Use tape light for accent lighting outdoors

## LED Tape Light

illumLED Vivid Series page 60

- High light output
- 36 diodes per foot
- Aluminum housing available
- Protective Micro Waterproof Coating – IP65 rated
- 3M™ 300LSE waterproof adhesive tape



Section View

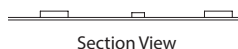


L-VMW600-16-30

## LED Tape Light

illumLED Radiance Series page 62

- Medium light output
- 18 diodes per foot
- Aluminum housing available
- Protective Micro Waterproof Coating – IP65 rated
- 3M™ 300LSE waterproof adhesive tape



Section View



L-RMW300-16-30

## LED Tape Light

illumLED Drizzle Series page 64

- Lower light output
- 9 diodes per foot
- Aluminum housing available
- Protective Micro Waterproof Coating – IP65 rated
- 3M™ 300LSE waterproof adhesive tape



Section View



L-DMW150-16-30

## RGB Multi-Color Tape Light

illumLED RGB Series page 68

- Install for multi-color effect or select color effect
- 18 diodes per foot
- Protective Micro Waterproof Coating – IP65 rated
- 3M™ 300LSE waterproof adhesive tape



RGB



Section View



L-RGB-M300-16